

AC 400

TEKNİK ÖZELLİKLER VE STANDART DONANIM

- 15°, 22.5°, 30°, 45°, 67.5° hızlı ayarlanabilir açı
- Ara dereceler için tabla sabitleme kolu
- Profile göre kesme hızını ayarlama imkânı
- Testere dönüşü kayış tahrikli
- 2 x pnömomatik dikey piston

ÖZEL DONANIM

- Alüminyum profil kesimi için hidrolik hız ayar
- Alüminyum kesimler için soğutma sistemi
- İstenilen ölçülerde rulolu konveyör
- 2 x pnömomatik yatay piston

TECHNICAL SPECIFICATIONS AND STANDARD ACCESSORIES

- Location points for 15° - 22.5° - 30° - 45° - 67.5°
- Fixing handle for locking at intermediate angles
- Adjustable material cutting speed
- Belt propulsion saw
- 2 x pneumatic vertical piston

OPTIONAL EQUIPMENTS

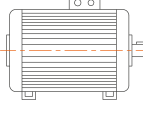
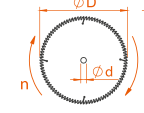
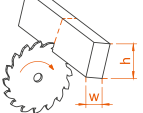




- Hydrocheck - Hydraulic speed adjustment for aluminium profiles
- Cooling system for aluminium cutting
- Auxiliary conveyor with rulers
- 2 x pneumatic horizontal piston



AC 550



DK 400

																		
	HP kW	n rpm	3~ Hz	I (400V) A	Ø D mm	Ø d mm	s mm	n rpm	45° w x h mm	90° w x h mm	45° w x h mm	90° w x h mm			l x w x h mm	kg	l x w x h mm	kg
AC 550	4 3	3000 rpm	50	5,8 A	550 mm	32 mm		3580 rpm	130x130 mm	155x155 mm	180x200 mm	260x200 mm	6-8 bar	25 lt./min	980x1130x1430 220kg	1000x1150x1450 250kg		
AC 500	4 3	3000 rpm	50	5,8 A	500 mm	32 mm		3580 rpm	115x115 mm	155x155 mm	165x180 mm	230x180 mm			980x1130x1430 220kg	1000x1150x1450 250kg		
AC 450	3 2.2	3000 rpm	50	4,8 A	450 mm	32 mm		3000 rpm	100x100 mm	120x120 mm	145x170 mm	210x170 mm			850x970x1370 180kg	900x1020x1520 220kg		
AC 400	2 1,5	3000 rpm	50	3,3 A	400 mm	32 mm		3000 rpm	100x100 mm	120x120 mm	130x80 mm	150x100 mm			720x760x1330 132 kg	740x780x1350 162 kg		
DK 400	2 1,5	3000 rpm	50 60	3,3 A	400 mm	32 mm		3000 rpm	125x125 mm	160x130 mm					710x810x1400 100 kg	730x830x1420 130 kg		